



# On-Line Activities for Language Learning

---

Yuphaphann Hoonchamlong  
HIPLL R&D Colloquia Series  
February 8, 2005



# On-line activities for learning Thai script

---

- Reading Thai Script
  - developed at NFLRC SEA workshop August 2004
  - used in Thai 101-102 Fall 2004/Spring 2005
  - [nflrc.hawaii.edu/onlinecourse/thai101](http://nflrc.hawaii.edu/onlinecourse/thai101)
- Learning to read Thai from songs
  - Arts & Sciences Faculty Award 2003
  - for Thai 102 up
  - [www.hawaii.edu/thai/thaisongs](http://www.hawaii.edu/thai/thaisongs)



# Characteristics of Thai Script

---

- ❖ developed from "Grantha", an ancient Brahmi script of South India, since 1283 A.D.
- ❖ alphabetic, fairly systematic letter–sound mapping
- ❖ write from left to right
- ❖ **no space among words/morphemes**
- ❖ the vowel symbol(s) are in fixed position(s) around the initial consonant
- ❖ tone markers to represent tones, the position of the tone marker is on top of the initial consonant.



# Thai script examples

---


เขาเป็นนักเรียนทุน

เขา เป็น นัก เรียน ทุน



# Reading Thai script

---

- Text book: AUA language Center Reading and Writing Book
  - sample page 
- Need: audio linked to script reading exercises in textbook
- constraint: no modification of textbook



# Solution

---

- Adobe Acrobat Professional
  - create PDF document
  - with “link tool” to link part of document to other files including audio files
    - Also, “sound tool” to embed audio files to specified positions of the document

**DEMO (from CD and Web) **



# Development process

---

- record/digitize sound files (with sound editing program such as Audacity, SoundForge, CoolEdit etc...)
- prepare a PDF file of the document (by scanning, conversion etc..)
- use Acrobat “link tool” (or “sound tool”) to map each sound file with the corresponding part of the page
- If use “link tool”, must be “local” mapping

**DEMO**



# Learning (to read) Thai from Songs (1)

---

- For beginning readers of Thai who already know all of the Thai alphabet and writing system and some basic conversational Thai
- Enhance reading skills, especially word (in Thai script) recognition





# Learning (to read) Thai from Songs (2)

---

- Royalty free or copyright free songs (children's song, traditional folksongs, special cultural occasion songs)
- Commissioned singer/musician for clarity of pronunciation and control of the pace/speed of the sung songs
- 2 parts: 1. Reading Practice 2. Sing along



# 1. Reading practice

---

- Use Web (html) features
- Text lyrics in Thai script, with syllable/word boundary marked by space
- Audio of pronunciation by word, by verse (=clause); with repetition as needed
- Vocabulary with English explanation
- English translation of lyrics
- Grammar notes
- Culture notes
- Information about the song



## 2. Sing along

---

- “karaoke” style
  - by verse and by the entire song
  - Words being sung highlighted
  - Animation corresponding with the meaning of each verse

DEMO 



# Design of “karaoke” singalong

Goal:

---

- Animation from still images
- Synchronize animation with sung vocals
- Synchronize the highlighting of the words in text lyrics with words being sung
- Repetition of sung vocals and text lyrics highlight at verse level and the whole song



# Solution

---

- Macromedia Flash MX program
- Time-aligned synchronization of “objects” (graphics, audio, text)

The image shows a screenshot of an animation software's timeline interface. The timeline is labeled "Timeline (sec.)" at the top right. The main area contains several tracks: "Lables", "action clip", "action", "snd", "verse", "guide", "animation", "button", "loaderBar", "textField", "Title", and "background". A red vertical line is positioned at the 10-second mark. A blue waveform representing audio is visible in the "snd" track. A purple bar representing an animation is visible in the "animation" track. A red double-headed arrow spans the entire width of the timeline, labeled "Timeline (sec.)". A blue arrow points to the audio waveform, labeled "Sound (.mp3)". A purple arrow points to the animation bar, labeled "animation". A red arrow points to a vertical red line, labeled "highlight guide". A purple arrow points to the "button" track, labeled "Whole song or verse". A brown box contains the text "highlight guide".

Timeline (sec.)

Sound (.mp3)

lyrics (.gif)

highlight guide

animation

Whole song or verse

Timeline Structure

Macromedia Flash MX - [comecloser.fla]

File Edit View Insert Modify Text Control Window Help

Tools

Timeline

guide  
animation  
button  
loaderBar  
textField  
Title  
background

9 20.0 fps 0.4s

Scene 1

0 50 100 150 200 250 300 350 400 450 500

Song: ใกล้เข้ามาอีกนิด (Come A Little Closer)

Play it by --> Verse by verse Whole song Stop

Play ใกล้ เข้า มา อีก นิด ซิดๆ เข้า มา อีก หน่อย

Play สวรรค์ น้อยๆ อยู่ใน วง ฟ้อนรำ

Play รูปหล่อ เขา เขิญ มา เล่น

▶ Actions - Button  
▶ Properties

Library - comecloser.fla

53 items

Name	Kind
v2-1.jpg	Bitmap
ช้าง	Button
btnMeaning	Button
btnStop	Button
btnVerses	Button
btnWhole	Button
Close-ชิด	Button
ComeCloser-01.wav	Sound
ComeCloser-02.wav	Sound
ComeCloser-03.wav	Sound
ComeCloser-04.wav	Sound
ComeCloser-05.wav	Sound
ComeCloser-06.wav	Sound
Cool-เนื้อเย็น	Button
coolgirl	Graphic

▶ Color Mixer  
▶ Color Swatches  
▶ Components  
▶ Answers

```

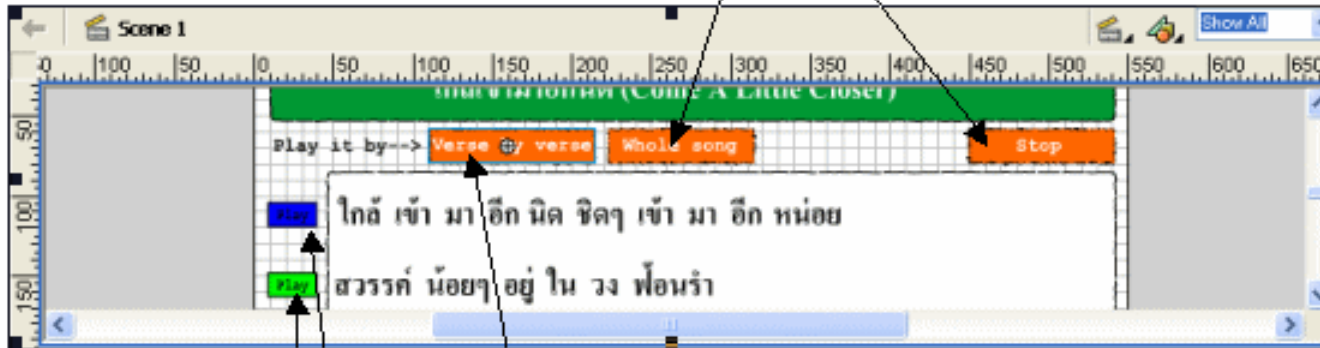
on (release) {
    stop();
    stopAllSounds();
    gotoAndPlay("begin_movie");
} //end of on (release)

```

```

on (release) {
    hideVersePlay();
    showWholePlay();
} //end of on (release)

```



```

on (release) {
    hideWholePlay();
    showVersePlay();
} //end of on (release)

```


```

on (release) {
    stop();
    stopAllSounds();
    //used in the action layer to check at the end of every verse
    // playType = "part" --> stop every verse
    // playType = "whole" --> non-stop
    playType = "whole";
    //-----
    gotoAndPlay("startv1")
}

```

Example of Flash MX script associated with each action





- Flash MX script written by Yudthaphon Vichianin ([yudthaph@hawaii.edu](mailto:yudthaph@hawaii.edu))  
(available for distribution)
- Vocal and music by Torpong Wannawati ([editwnnw@chiangmai.ac.th](mailto:editwnnw@chiangmai.ac.th))
- At present, 7 songs are available
- [www.hawaii.edu/thai/thaisongs](http://www.hawaii.edu/thai/thaisongs)